

# Small Talk

National Association of Miniature Enthusiasts

Region N2, Summer 2025

<http://nameregionn2.org>

## From Regional Coordinator Ynez Fritsch

The last quarter in our Miniature World has been exciting and very busy.

Fran and I have been chosen as co-chairs for a project at the 2026 convention in LaQuinta, California. We are approaching this significant endeavor with determination and enthusiasm. It has been a long time since the Convention has been so close and many people are working hard to make this Convention fun and unique to California, starting with the name "California Dreaming." We are counting on clubs from our region for input and help to make this the best Convention ever!

The Sacramento Miniatures Sale for 2025 has just concluded. Most agree that it was successful and a lot of fun. We will look for a larger venue for next year.

Now, we turn our attention to preparations for NAME Day. With a new venue, we are planning a fun and memorable event for our members.

A big SHOUT OUT and a warm welcome to our second new club that has just formed in the Sacramento area. The newest club is called the "Nor Cal Miniatures Guild" and is a one-inch scale club. Most of the members for the new club came from the Facebook posts put out by Connie Ribble-Smith, who also started the prior club "Sac Valley Miniatures."

With many, mini good wishes,  
and Happy Miniaturing

Ynez Fritsch, Co-Regional Coordinator

Fran Bigler, Co-Regional Coordinator

## Good Sam Showcase of Miniatures

October 11<sup>th</sup> & 12<sup>th</sup>, 2025

Some great workshops for adults and kids are in the making for this year's show.

We're also excited to see your cigar box entries. Don't forget to send photos by September 1! Then bring it to the show to display in a space especially for these creations.

This year you can sell a miniature room or house on the Sidewalk Sale for a \$10 fee.

Our committee was saddened by the passing of longtime volunteer and raffle chair, Diane Piziali. Her smiling and chatty personality will be missed by all who knew her.

Be a volunteer to support Good Sam and our hobby!

Ruth Heisch

[Goodsamshowcase.org](http://Goodsamshowcase.org)

*See the Showcase of Miniatures—Good Sam Cigar Box contest info on page 6.*

## MiniCals Workshops

On May 17, MiniCals will hold their annual pot-luck **Spring Fling Sale** in Morgan Hill.

**Location: 18665 Madrone Parkway, Morgan Hill at 10am**

Questions?? [Grouchybeartoo@aol.com](mailto:Grouchybeartoo@aol.com)

# Small Talk

## NAME DAY 2025: The Courtyard

Watch for news about the 2025 NAME Day in the Gazette. This year you can make a beautiful courtyard in your choice of scale and there will be tutorials and workshops on Create to teach a variety of techniques for finishings for your Courtyard, plants, flowers, etc. For example, August 28<sup>th</sup> will be a Create Shares (free demo) for making flagstone floors for a patio, June 14<sup>th</sup>, a Create Shares about using paper clay. Cutters are listing their prices and flyers which will be available on the NAME website, [www.miniatures.org](http://www.miniatures.org)

See the second finished Courtyard that the Wine Country Miniature Society completed.



*Save the Date*

*NAME Day in Sacramento: October 4*



*Save the Date*

*NAME Day in Morgan Hill: September 27*

## NAME: Create Event Site

**IT'S HERE!!!!!!** It's time for **Camp Make A Mini** again. I can't believe July is just around a couple of corners. Camp Make A Mini for 2025 is an A-Frame style house. We have two instructors/vendors for this year and two styles to choose from. Workshops will be on July 12 for Preble McDaniel and July 13 for Alician Pearce. During Camp week, there will be extra games, puzzles, tutorials on the Create site and Quick Minis (lots of small kits similar to Roundtables at the conventions). These kits will, hopefully, be furniture and accessories for the A-Frames.

The two styles of A-Frames will only be available in pre-cut kits in 1/4" scale but plans are available for purchase to cut your own in 1/2"/1:24 and 1 1/2"/1:12 scales. The reason for this is the incredible expense of buying and dealing with the larger wood (much of which cannot be cut with a laser cutter AND the shipping costs. Many dealers/cutters do not want to cut, package and ship larger scales.

The week will culminate with the usual Campfire Zoom on Saturday, July 19<sup>th</sup>. Here is a brief preview. Go to [create.miniatures.org](http://create.miniatures.org), pull down menu "Sign Me Up" then "Creat-ive Offerings" to see more details and to order.



*Alician's designs*



*Preble's designs*

# Small Talk

## State Rep Reports

### Marin, Napa Valley, Sonoma, Solano

**Barbara Thornton-Hill**

**Wine Country Miniature Society:** Our club has been working together to furnish and finish a NAME Day Courtyard for the Gazette for publicity for NAME Day this year. It took us about four months to complete it with all members participating in one way or another. The walls are made from the wood base and plaster and the base is made from cork rectangles painted, cut into rectangles then laid in a pattern. Plants, flowers and accessories were made and donated by the members of the club. See photo in NAME Day article in this newsletter.

The club now has two members who are remodeling and updating their 1" childhood dollhouses, other members are working on several different projects and advising each other with tips and tricks which I'm sure is very annoying to some and very helpful to others. We all bring a small snack at every meeting and it's turning into lunch for all. So what can be more fun than making and talking minis, eating and bonding over our shared love for miniatures. We have members who work in a variety of scales.

—Barbara Thornton-Hill

### Sacramento, Central Valley, Sierra Foothills

#### Open Position

**Itty Bitties:** In March, we were fortunate to have Dr. Debra Taylor lead a workshop on dollhouse miniature wiring. She provided in-depth instruction on identifying voltage in random lighting fixtures—specifically how to determine whether a light operates on 3V, 9V, or 12V. This valuable information is directly supporting our 2025 club project: creating book nooks. One highlight from this initiative is Connie Ribble's Harry

Potter-themed book nook, shown here (in progress). She applied her new knowledge to install a flickering red light and a handmade chandelier—both created and wired by hand.

In April, Dr. Taylor returned to teach us how to create miniature books with bound pages using a fold-and-glue technique. We're excited to welcome her back later this year for another session, where she will teach hand-sewn miniature bookbinding. We are especially excited to learn different techniques in bookmaking, as several of our member's book nook projects will have an opportunity to display these books.

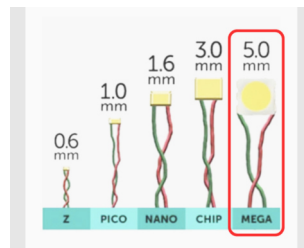
On Saturday, May 3, we held our annual garage sale at a new venue in Sacramento. The event featured 35 sales tables and was a great success.

Looking ahead, we plan to complete our individual book nook projects over the summer in preparation for public display—first at a local library in September, followed by the Good Sam Showcase of Miniatures in San Jose in October.


We are also excited to announce the formation of our third in-person club in the Sacramento area called "NorCal Miniature Guild." This group will meet monthly on Sundays and has two spaces for new members available. Please contact [CribbleLP@usa.com](mailto:CribbleLP@usa.com) for more information.

Additionally, we're eagerly anticipating NAME Day, which will take place on Saturday, October 4, in Elk Grove, CA.

—Connie Ribble



*Dr. Taylor shares info on lighting*



*Dr. Taylor shares book making techniques*



*Connie Ribble's Harry Potter book nook*

# Small Talk

## State Rep Reports

**Quarter Persuasion:** Our Quarter scale club continues to meet on Mondays every week on Zoom. We love getting together every Monday, chatting and sharing so much. We are a wealth of sources for obtaining various minis, knowing what's going on in the world of quarter scale, planning more projects than we can possibly ever complete in 3 lifetimes and generally being together.

—Barbara Thornton-Hill

**By Small Design:** We just had a fun and successful Miniature Sale, in the Sacramento area this past weekend! We got to meet many talented artists that shared our passion with others. There were many vendors and shoppers that didn't have to drive too far to sell and shop. Next year, we hope to be able to accommodate the vendors that we had to put on a wait list or turn away. Thank you to everyone who helped, from sharing the information to setting up and taking down and to all the vendors and shoppers!

We will now focus on the 2025 NAME Day. We have the list of cutters and two prototypes completed by some members of the Wine Country Miniature Society. We will have NAME members complete the structure, which comes in three scales and can be finished in many different ways. I can't wait to see all the variations on this project!

—Fran Bigler

**Sac Valley Miniatures:** The Sac Valley Miniatures Club continues to make progress on our club project featuring carved-out pumpkins. In March, this newest Sacramento area miniature club learned a wealth of tips, techniques, and tools essential to the craft. Frances Bigler generously opened her home, transforming it into a miniaturist's dream workshop, filled with an extensive collection of tools and gadgets. The event was both informative and inspiring—members took plenty of photos, jotted down notes, and began compiling their miniature "wish lists" for the holidays.

In April, we were invited to visit a member's home in Jackson, California. The residence, designed and decorated like a life-sized dollhouse, offered an

unforgettable experience. We were thrilled to explore Kerry Podaridis's remarkable home and miniature collection. During this visit, Frances Bigler also led a workshop on crafting wicker pet beds. As a special surprise, each participant received a miniature pet to place inside their finished creations. We are also thrilled to announce an exciting new partnership with "Miniatures in the Wine Country." For the first time, this annual miniature show and sale in Lodi, California, will be expanded into a two-day event, scheduled for May 2–3, 2026. Hosts Leslie Flint and Debbie Heard are hard at work planning a unique and memorable experience for all attendees. Be sure to mark your calendars!

As we continue to grow miniature clubs throughout the Sacramento area, we invite anyone with an interest in miniatures to join our Facebook community using the QR code below. We regularly share upcoming events, news, and updates from the local miniature world.

—Connie Ribble



*New club, Sac Valley Miniatures, members*

### North Central

Margaret Gordus

**Our Little Mini Club:** Our club still meets once a month via Zoom. Margaret's horse barn made her think of the Kentucky Derby.

—Margaret Gordus



*Margaret made this horse barn 1/12" scale for her daughter, with a picture in winners circle, when she owned a race horse.*

### Fresno

Barbara Fairbanks

**Tinker Belles:** Hi, everyone from Fresno Tinker Belles.

I haven't written in a couple of Mini News, as my heart has been in an uproar. First we lost a long time member the first of February. Many of you knew Glendon Davis and what a great miniaturist she was. I took her dog, Gertie, and am really enjoying her, but miss Glendon terribly.

Then I got married!!! Boy, has my life changed! Fred and I have known each other for almost 70 years and have been best friends that whole time. Our families grew up together and all are in favor of the marriage.

We have several new members and are working on them joining NAME. Thank you to the whole club and especially Barbara Encinas for taking over the planning and getting the meetings scheduled. Margaret Gordus is feeling better and attending the meetings.

A lot of us are working on Sweet Rose by Debbie Young and others on The Birdhouse by Ruth Stewart. Others are working on NAME DAY from last year.

It is heating up around here and expecting the first 100 degree day this Saturday. Ugh. Enjoy your summer.

—Barbara Fairbanks

### East Bay, Tri-Valley

Open Position

# Small Talk

## State Rep Reports

### South Bay, Peninsula

#### Open Position

**Mini Attics:** What a happy event! Our member Marjorie Milani celebrated her 100th birthday this year! Her birthday is on St. Patrick's Day. When she was attending a flower and plant making workshop in Morgan Hill they surprised her with a lovely cake and everyone joined in wishing her a very Happy Birthday. The photos are of Marjorie and of Marjorie and Ruth Heisch, who was also celebrating her birthday.

The MiniAttics who took the workshop are still working on their terrariums and plants, and those of us who are not doing that project are in the middle of working away on other things. Cindy Loman is sculpting a figure for her apothecary shop and researching how to make foxgloves, as well as researching how to work with a laser cutting machine.

—Lynn Miller



**Through the Looking Glass:** Spring is here and Through the Looking Glass members are working on their gardens, both large and small.

We are giving a lot of thought into how we will each develop the NAME Day project 2025.

We are also working with Mini Cals on planning the Workday in Morgan Hill. Imagination and creativity are sparking ideas for kits and gifts and activities.

Our own Club project, a three-sided kit from Germany, also involves plants and flowers for many of us.

In June we will celebrate our Club's we-forget-how-old-we-are birthday with an Unbirthday Tea Party. Curiouser and curiouser.

—Barbara Adams

**MiniCals:** The MiniCals have been busy the last few months with hosting workshops. We made terrariums, plants, and stained glass and we have our Spring Fling Flea market on May 17th. We will be hosting a NAME Day Secret Garden workshop with Through the Looking Glass club on September 27th. We are currently working on project details and miniature accessories.

We have been working on a Hoosier cabinet and trunk during our club meetings and Beth Newick shared a bowl project using Shrinky Dink crafts.

—Brenda Hough

### San Francisco, No. Peninsula

#### Open Position

### Redwood Small World

#### Open Position

### No. Nevada, Tahoe

Mary Ann Van Buskirk

### Hawaii


#### Open Position

**Wee Housers:** The Wee Housers club members continue to work on their individual projects.

One club member just finished restoring a beat-up Bluette Melony Opera Box that she bought a couple of years ago. She cleaned it up, redid the wiring, touched up the paint and repaired the chandelier.

Laura continues to work on her B & B Thursday night project from the convention.

—Laura Johnson



# Small Talk

## 2025 Cigar Box Challenge

Sponsored by the Showcase of Miniatures–Good Sam Show

<b>1<sup>st</sup> Place:</b>	<b>\$100 White Elephant Gift</b>
<b>2<sup>nd</sup> Place:</b>	<b>\$75 White Elephant Gift</b>
<b>3<sup>rd</sup> Place:</b>	<b>\$50 White Elephant Gift</b>
<b>Honorable Mention:</b>	<b>\$25 White Elephant</b>

Gift Certificates are redeemable at the 2025 White Elephant sales area of the Showcase of miniatures–Good Sam show.

Winners will be allowed into the White Elephant sales area 1/2 hour earlier than opening time for the general public.

### Contest Rules;

- Entry Must be constructed using a cigar box(es).
- One side of the cigar box must be left exposed with cigar label clearly visible.
- To enter contest, submit photos of entry to: the **cigboxchallenge@yahoo.com** with scanned copy of the entry form or photo of entry form.
- Up to four photos may be submitted; one photo MUST be of the side with the cigar label.
- Entries must be received by: **August 1, 2025.**
- Entries will be judged by the show committee (committee NOT allowed to enter contest).
- Winners will be notified via email by September 1, 2025.
- Gift certificates are redeemable at the 2025 Showcase of Miniatures show in the WHITE ELEPHANT sales area ONLY.
- Gift certificates are NOT good for merchandise at dealer tables inside the show.
- Gift certificates must be redeemed at the 2025 show. Any unused amount will be forfeited.

# Small Talk

## NAME DAY in SACRAMENTO, CALIFORNIA

Sponsored by: By Small Design for NAME members

**Space is limited! Sign up soon!**

**Date: Saturday, October 4, 2025 Time: 10:00–3:00**

**Place: Sacramento Elks Lodge #6 6446 Riverside Blvd.**

**Sacramento, CA 95831**

*Continental Breakfast and Lunch will be provided.*

**Deadline to turn in form is August 11, 2025.**

Raffle & Gifts

Goody Bags & Fun!!

Name \_\_\_\_\_ Address \_\_\_\_\_

Email \_\_\_\_\_ Phone No. \_\_\_\_\_

Registration fee - \$40 + total for kits \_\_\_\_\_ = \_\_\_\_\_




If paying by check, please mail your completed form and **check payable to By Small Design** to: Ynez Fritsch at 10390 Nicanor Ct. Elk Grove, CA 95757

You can also email your form to Ynez and pay with Venmo or Zelle.

### Questions?

Ynez @ 916.838.8153 nezytwo@msn.com

Frances @ 916.505.1505 fran\_big@comcast.net

		Quantity	Cost of kit	Total	
courtyard structure					
1" scale	\$25				
1/2" scale	\$18				
1/4" scale	\$12				
gate 1 (optional, does not come with the kit)					
1" scale	\$6				
1/2" scale	\$5				
1/4" scale	\$4				
gate 2 (optional, does not come with the kit)					
1" scale	\$15				
1/2" scale	\$13				
1/4" scale	\$12				
Totals					
Registration fee	\$40			\$40	
			Grand Total		

We will build the 3-part structure and you will have to be thinking about a base that you would like to use. Barbara Thornton-Hill has offered to cut bases out of Gator board if anyone needs it. You can contact her at [bathca@gmail.com](mailto:bathca@gmail.com) with your size and a quote for the base. Many options will be offered by cutters and other vendors, accessories that you may want to complete your project. Demonstrations for a variety of options to complete this project will be offered on the NAME Create site at [create.miniatures.org](http://create.miniatures.org). (Look at the calendar for "Create Shares" offerings each month) There may be other vendors in our region and in NAME who may have items that you may purchase also."

# Small Talk

## Summer at Tahoe Miniature Workshop

### Grandpas Workshop

Lake Tahoe Presbyterian Church

2733 Lake Tahoe Blvd

South Lake Tahoe, CA 96150

Saturday, August 9, 2025

9:00AM-3:00PM

It's that time of year again! Mary Ann has whipped up another great project. This year, we're constructing a fully enclosed scene – a quaint grandpa's workshop, complete with all the trimmings. Rustic tools, nostalgic toys, and even the old man himself, ready to regale us with tales of the good old days. You'll receive the project kit, breakfast, lunch, gifts, door prizes, raffle prizes, and more! Come join us for a day of mini fun, where the only thing that's bigger than your imagination is the size of your waistline after all that food!

We have limited space so please sign up soon

Cost: \$85.00

Deadline: July 1, 2025

Make Checks Payable to Diane Baumflek

1176 Margaret Ave, South Lake Tahoe, CA 96150

Phone: (530) 725-9938 or Mary Ann (530) 541-0891

Or you can email me at [mom2rusi@gmail.com](mailto:mom2rusi@gmail.com) for electronic payment information (Paypal, Venmo or Zelle) or with any questions.

I will email a picture when we have a completed prototype

---

Please return with payment

Name: \_\_\_\_\_

Address: \_\_\_\_\_

Contact Phone \_\_\_\_\_ Email \_\_\_\_\_

## **Small Talk**

# **Miniatures in the Wine Country**

## **May 2<sup>nd</sup> & 3<sup>rd</sup> 2026**

**Over 80 Tables of Miniatures Plus Dollhouses and Room Boxes galore!**

**Two Shows — One Location**

**One Admission Gets you Into Two Shows**

**2-Day Admission \$10; 1 Day Admission \$7**

**Lodi Grape Festival**

**413 E. Lockeford Street, Lodi, CA 95240**

**Saturday**

**Chardonnay Hall, 9am to 3pm**

**Burgundy Hall 10am to 6pm**

**Sunday**

**Both Shows 10am to 3pm**

**Visit us at: [miniaturesinthewinecountry.com](http://miniaturesinthewinecountry.com) for more details!**

# Small Talk

## NAME Region N2 Calendar

June 14	Create Shares: using paper clay
July 12	Preble McDaniel Camp Make A Mini Workshop
July 13	Alician Pearce Camp Make A Mini Workshop
August 9	Summer at Tahoe Workshop
August 28	Create Shares: making flagstone floors
September 27	NAME Day in Morgan Hill
October 4	NAME Day in Sacramento
October 10–11	Good Sam Showcase of Miniatures in San Jose
May 2, 3, 2026	Miniatures in the Wine Country

### Check the N2 Website

There are now more opportunities to get together and share our enthusiasm for miniatures online! Check out the calendar on our N2 website: [nameregionn2.org/events-calendar](http://nameregionn2.org/events-calendar) It's updated with online events, including workshops and sales.

If you know of a miniature related event or have information/photos to share, please contact Carol ([namen2regionwebmaster@gmail.com](mailto:namen2regionwebmaster@gmail.com)) to add it to the calendar page of the website.

NAME 130 N. Rangeline Rd. Carmel, IN 46032 317-571-8094	Newcomer/ Welcome Chair Open Position	Hawaii Open Position	South Bay/Peninsula Open Position
Regional Coordinators Fran Bigler <a href="mailto:fran_big@comcast.net">fran_big@comcast.net</a> 916-505-1505 Ynez Fritsch 916-838-8153 <a href="mailto:nezytwo@msn.com">nezytwo@msn.com</a>	East Bay/Tri-Valley Open Position	North Central Margaret Gordus 559-325-5661 <a href="mailto:mh6gordus@gmail.com">mh6gordus@gmail.com</a>	
Newsletter Editor Laura Johnson 650-533-1239 <a href="mailto:dollsinmin@sbcglobal.net">dollsinmin@sbcglobal.net</a>	Marin/Napa Valley/ Sonoma/Solano Barbara Thornton-Hill 650-380-2028 <a href="mailto:bathca@gmail.com">bathca@gmail.com</a>	North Coastal Open Position	
N2 Webmaster Carol Kubrican <a href="mailto:true2scale@gmail.com">true2scale@gmail.com</a>	San Francisco/ N. Peninsula Open Position	Northern Nevada/ Tahoe Area Mary Ann Van Buskirk 530-541-0891 <a href="mailto:laketahoeblindgal@yahoo.com">laketahoeblindgal@yahoo.com</a>	
	Fresno Barbara Fairbanks 559-907-6051 <a href="mailto:minimage1@gmail.com">minimage1@gmail.com</a>	Sacramento/Central Valley/Sierra Foothills Open Position	